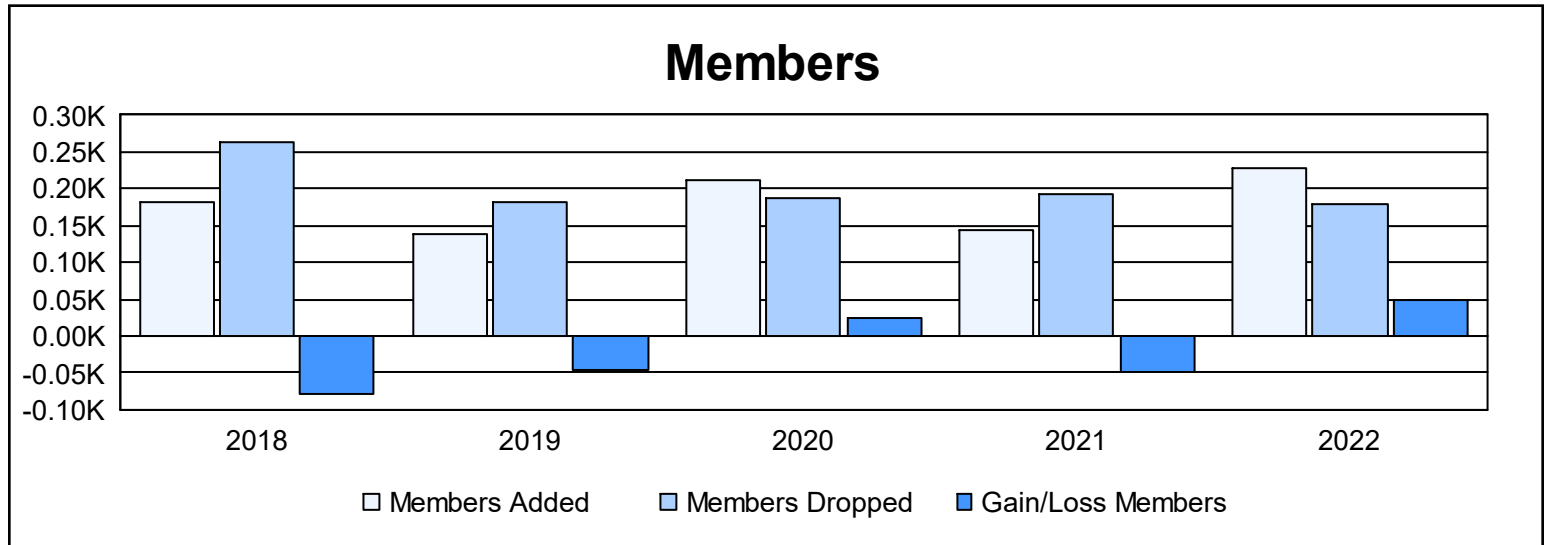
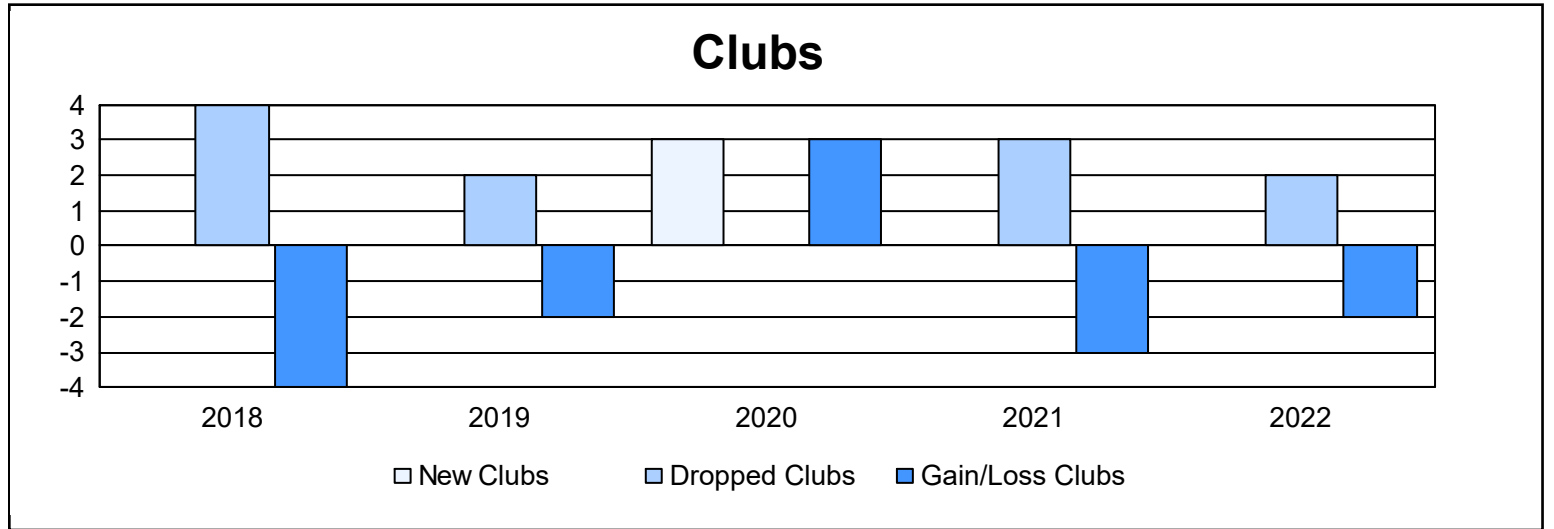
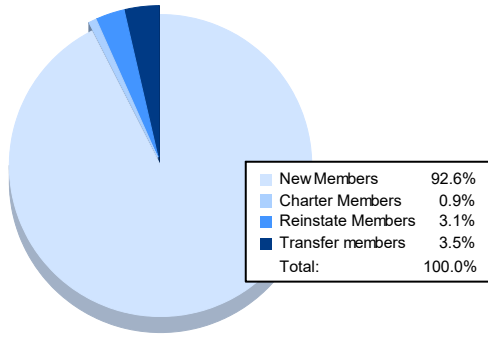


| Year | New Clubs | Dropped Clubs | Gain/ Loss Clubs | New Members | Charter Members | Reinstate Members | Transfer Members | Total Member Added | Total Members Dropped | Gain/ Loss Members |
|----------------|-----------|---------------|------------------|-------------|-----------------|-------------------|------------------|--------------------|-----------------------|--------------------|
| 2017-2018 | 0 | 4 | -4 | 168 | 2 | 8 | 5 | 183 | 263 | -80 |
| 2018-2019 | 0 | 2 | -2 | 124 | 0 | 6 | 8 | 138 | 183 | -45 |
| 2019-2020 | 3 | 0 | 3 | 96 | 107 | 5 | 5 | 213 | 188 | 25 |
| 2020-2021 | 0 | 3 | -3 | 129 | 3 | 4 | 9 | 145 | 193 | -48 |
| 2021-2022 | 0 | 2 | -2 | 212 | 2 | 7 | 8 | 229 | 180 | 49 |
| Average | 1 | 2 | -2 | 146 | 23 | 6 | 7 | 182 | 201 | -20 |



Membership Composition June 2022 Cumulative



Gender Composition June 2022 Cumulative

